



# Variable Star Variation

## 9 inch block, finished



### Cutting Instructions

#### Background (Kona black):

Cut four (4) 3 ½" squares


Cut four (4) 4 ¼ " squares

#### Batik:

Cut one (1) 3 ½" square

Cut four (4) 4 ¼ " squares

# Block 4: Variable Star Variation



Make 4 quarter square triangles using the 4  $\frac{1}{4}$ " squares of black and batik. (See files for suggested technique.)



Referring to diagram, assemble rows 1, 2 & 3. (Watch orientation of quarter square triangles.)



Sew row 1 to row 2, then rows 1 & 2 to row 3



Press seam allowances toward unpieced units