


# Variable Star

## 9 inch block, finished



### Cutting Instructions

#### Background (Kona black):

Cut four (4)  $2\frac{1}{2}$ " squares

Cut four (4)  $2\frac{1}{2}$ " x  $4\frac{1}{2}$ "

Cut one (1)  $1\frac{1}{2}$ " x  $9\frac{1}{2}$ "


Cut one (1)  $1\frac{1}{2}$ " x  $8\frac{1}{2}$ "

#### Batik:

Cut one (1)  $4\frac{1}{2}$ " square

Cut eight (8)  $2\frac{1}{2}$ " squares

# Block 2: Variable Star



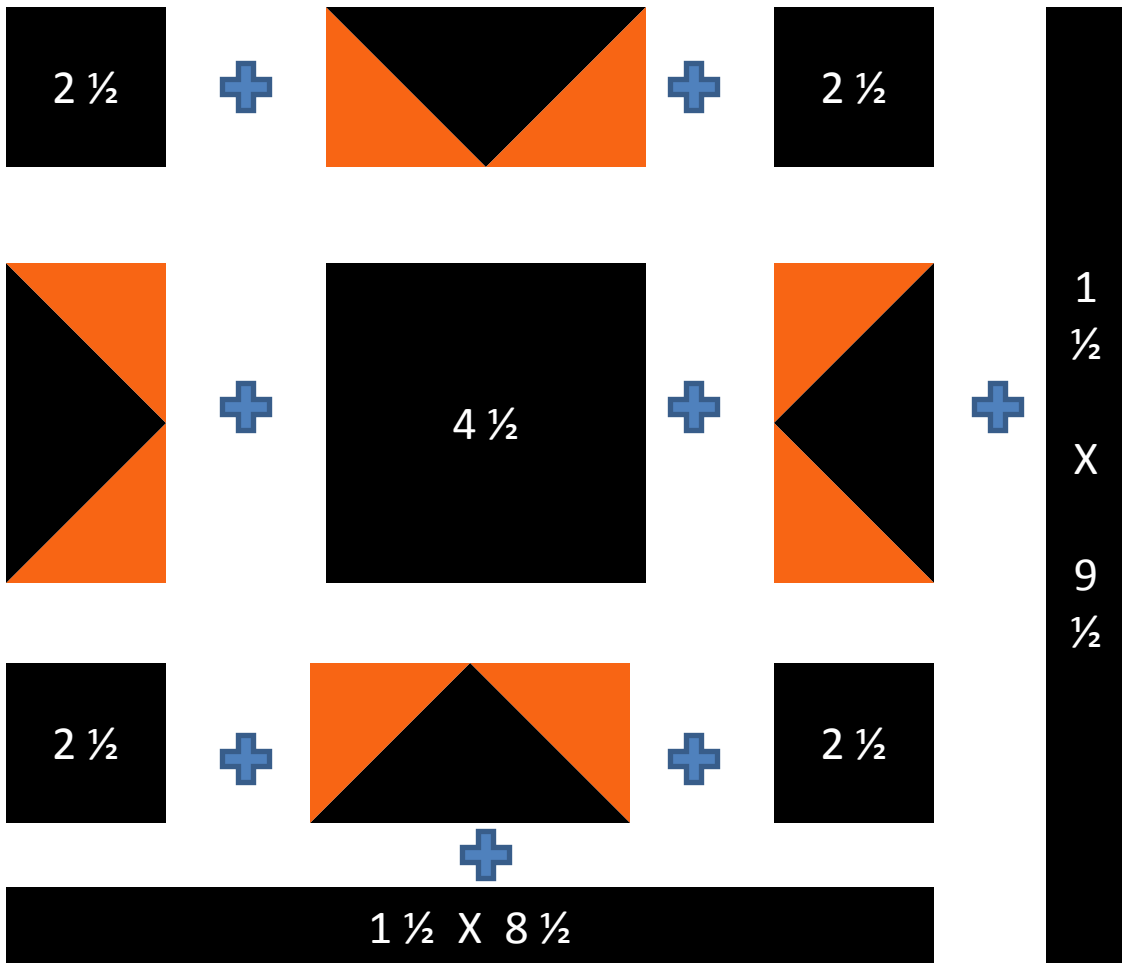
Then



Trim

Trim + Press

Make another 3 units



# Block 2: Variable Star



Assemble 4  $\frac{1}{2}$ " x  $2\frac{1}{2}$ " flying geese units, using any method you choose. (See files for suggested technique.)



Referring to diagram, assemble rows 1, 2 & 3.



Sew row 1 to row 2, then rows 1 & 2 to row 3



Sew  $1\frac{1}{2}$ " x  $8\frac{1}{2}$ " strip to one side of the block. Then sew  $1\frac{1}{2}$ " x  $9\frac{1}{2}$ " strip to block as shown in diagram.